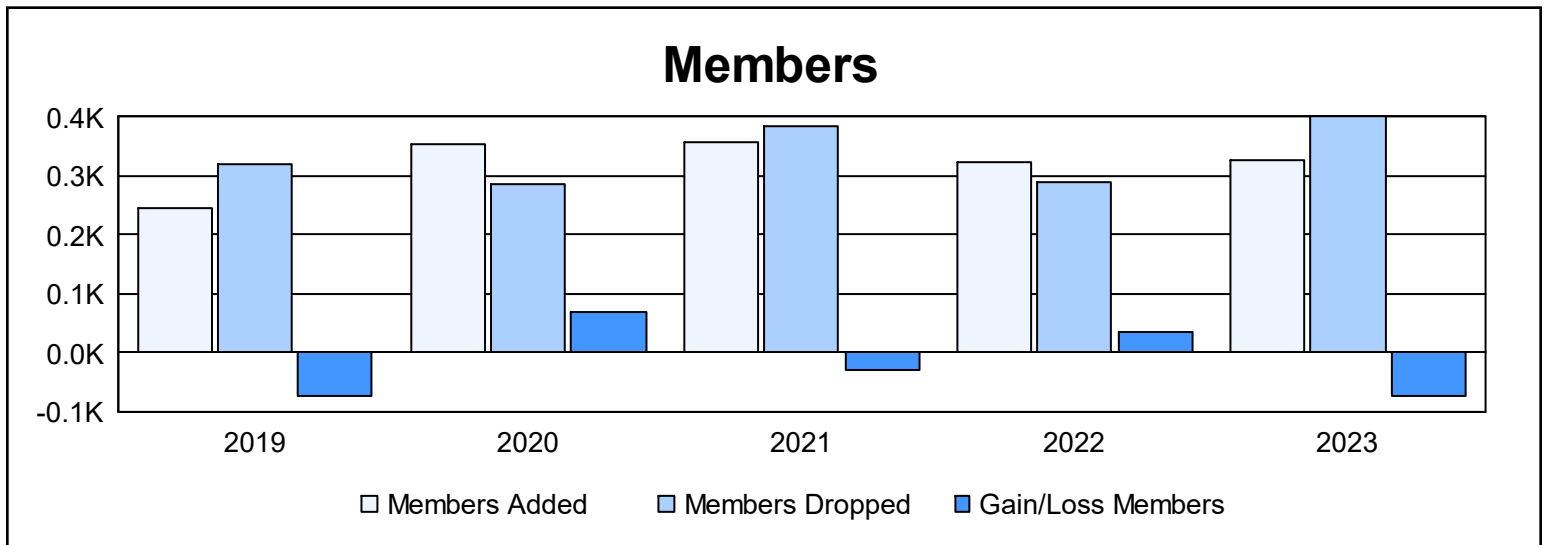
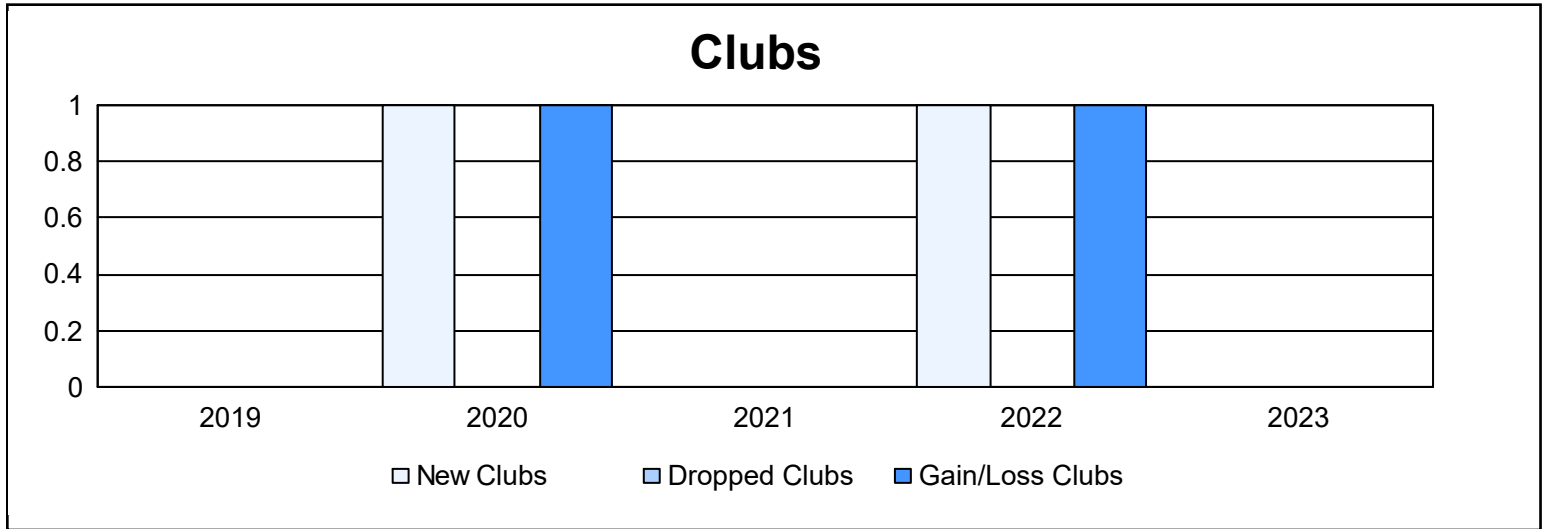
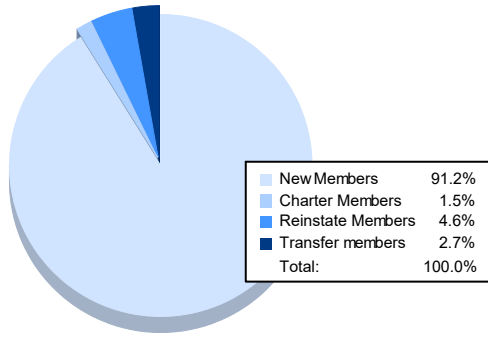


Year	New Clubs	Dropped Clubs	Gain/ Loss Clubs	New Members	Charter Members	Reinstate Members	Transfer Members	Total Member Added	Total Members Dropped	Gain/ Loss Members
2018-2019	0	0	0	212	1	24	9	246	319	-73
2019-2020	1	0	1	285	33	25	12	355	285	70
2020-2021	0	0	0	331	2	15	8	356	386	-30
2021-2022	1	0	1	249	44	24	6	323	289	34
2022-2023	0	0	0	299	5	15	9	328	400	-72
<b>Average</b>	<b>0</b>	<b>0</b>	<b>0</b>	<b>275</b>	<b>17</b>	<b>21</b>	<b>9</b>	<b>322</b>	<b>336</b>	<b>-14</b>



### Membership Composition June 2023 Cumulative



### Gender Composition June 2023 Cumulative

